

SIGMA

Performance, reliability,
and mobility at its highest level.

S Sports **70-200mm F2.8 DG DN OS**

Designed exclusively for full-frame mirrorless cameras

Supplied accessories: Case, LENS HOOD LH860-01,
TRIPOD SOCKET TS-151, FRONT CAP LCF-77mm III, REAR CAP LCR II

Available mount: L-Mount, Sony E-mount

*The appearance and specifications of the product are subject to change.

* This product is developed, manufactured and sold based on the specifications of E-mount which was disclosed by Sony Corporation under the license agreement with Sony Corporation.

* L-Mount is a registered trademark of Leica Camera AG.



More on our product lineup:

sigma-global.com

Packed with all the technology SIGMA has to offer 70-200mm F2.8, worthy of the flagship

The F2.8 aperture provides high performance at all zoom and focus ranges. The high-speed AF with dual HLA (High-response Linear Actuator) based on a floating focus structure and the optical stabilizer function with the OS2 algorithm with up to 7.5 stops of correction effect ensure that users can take the right shot when there is no room for error. The highly mobile lens with high durability, rigidity, and texture comes with a wealth of functions to assist comfortable shooting, including an inner zoom, an aperture ring and various customizable switches. The flagship lens, combined with the best of SIGMA's latest technologies, meets the high-level demands of professionals.



Principal features

High descriptive performance at all zoom and focus ranges

The SIGMA 70-200mm F2.8 DG DN OS | Sports, developed with professional use in mind, offers not only high optical performance, but also high-speed AF with dual HLA (High-response Linear Actuator) and an optical stabilizer function with up to 7.5 stops. The Sports line lenses offer high optical performance, and all functions are based on state-of-the-art technology.

High descriptive performance at all zoom and focus ranges

The latest optical design, which employs luxurious glass materials including 6 FLD and 2 SLD elements of special low-dispersion glass, delivers high resolving power throughout the entire zoom range. Three aspherical lenses are used, as they are indispensable for superior optical performance and streamlined lens construction. The high precision of the aspherical lenses, which take advantage of the technical capabilities of SIGMA's Aizu factory, further improves optical performance. The incorporated floating focus is advantageous in improving short-range performance, ensuring a stable, high-level image quality throughout the entire range.

High-speed AF with dual HLA

Create expressive close-up images using the 11.6cm minimum focusing distance when shooting at 10mm. With a magnification ratio of 1:4, the lens captures unique portraits, still life and more.

Highest level of build quality condensed into a highly mobile lens

SIGMA is committed to high build quality in all its lenses. Among them, the SIGMA 70-200mm F2.8 DG DN OS | Sports, which is part of the Sports line, offers not only high weather resistance performance for shooting in harsh environments, but also improved optic quality and durability through the use of cutting-edge materials in appropriate places based on a streamlined optical and mechanical design. At the same time, high mobility is also realized. The result is a professional tool that can be used with confidence over the long term.

- High quality and durability despite its small size and lightweight
- Adoption of inner zoom mechanism
- Weatherability of Sports line specifications

OS2 algorithm in optical stabilizer function

The latest OS2 algorithm provides an extremely high image stabilization effect of 7.5 stops at the wide end and 5.5 stops at the telephoto end*. The lens is equipped with two OS modes: Mode 1 is suitable for general shooting, and Mode 2 is ideal for panning shots. In Mode 2, SIGMA's Intelligent OS, an algorithm specially designed for panning shots, enables effective image stabilization even when the camera is moved vertically or diagonally, irrespective of the horizontal and vertical orientation. This ensures that the subject's movement can be captured without losing the panning shot effect.

Designed to minimize focus breathing

The lens has been designed to suppress focus breathing. The change in angle-of-view due to focus shift is minimized, creating a natural-looking focus shift when recording video.

Designed to minimize flare and ghosting

Flare and ghosting, which reduce image quality, are addressed under all conditions of incident light based on the most advanced simulation technology. High backlight resistance enables clear and sharp images under any lighting conditions.

A wealth of functions to assist professional photographers

In addition to an aperture ring, which is the first for a SIGMA zoom lens, a magnesium tripod mount, and various switches, the highly mobile lens has a wealth of functions available, enabling users' shooting experience more comfortable and versatile.

- Equipped with an aperture ring
- Newly developed tripod socket
- Customizable functions
- Tele Converter for L-Mount (1.4x/2.0x)
- Cover hood included

TRIPOD SOCKET (TS-151)



LENS HOOD (LH860-01)



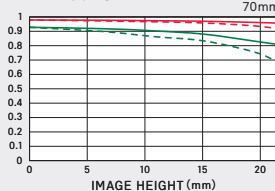
Specifications

*The figures below are for L-Mount.

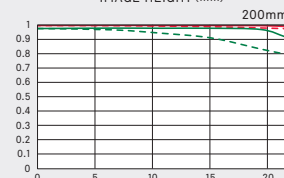
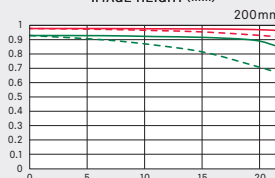
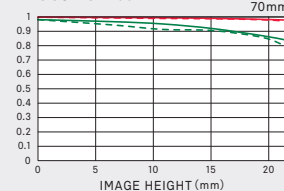
Lens construction	20 elements in 15 groups (6 FLD, 2 SLD and 3 aspherical elements)
Angle of view	34.3° - 12.3°
Number of diaphragm blades	11 (rounded diaphragm)
Minimum aperture	F22
Minimum focusing distance	65 (W) -100 (T) cm
Maximum magnification ratio	1:5.2 (at focal length 200mm)
Filter size	ø77mm
Dimensions (Maximum Diameter x Length)	ø90.6mm x 205.0mm / ø3.6in. x 8.1in.
Weight	1,345g / 47.4oz.

*The length of a lens is measured from the filter surface to its mount.

Diffraction MTF



Geometrical MTF



Spatial frequency	S	M
10 lines / mm	—	- - -
30 lines / mm	—	- - -

S: Sagittal line M: Meridional line
All values are at wide-open aperture.

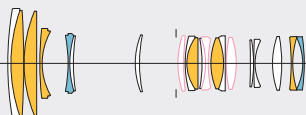
Available AF mount

- L-Mount: 0085126 591694
- Sony E-mount: 0085126 591656

*The appearance and specifications of the products are subject to change.
*L-Mount is a registered trademark of Leica Camera AG.
*Sony E-mount lenses are developed, manufactured and sold in accordance with the E-mount specifications licensed under a license agreement with Sony Corporation.

Lens Construction

- FLD glass
- SLD glass
- Aspherical lens



Lens Appearances

Note: Appearance varies slightly by mount types.



Product information

