

# SIGMA

A prime lens like a  
longtime friend

**C** Contemporary

## 23mm F1.4 DC DN

Designed exclusively for APS-C mirrorless cameras

**Supplied accessories:** Petal Type Hood (LH554-01).

**Available mount:** L-Mount, Sony E-mount, FUJIFILM X Mount

\*L-Mount is a registered trademark of Leica Camera AG.




More on our product lineup:

[sigma-global.com](https://sigma-global.com)

# The wide-angle lens ideal for APS-C mirrorless cameras joins the Contemporary line

With an easy-to-use angle of view of 35mm\*, high optical performance, F1.4 brightness, and a compact and lightweight lens body, the SIGMA 23mm F1.4 DC DN | Contemporary is ideal for APS-C mirrorless cameras. The lens offers excellent resolution from maximum aperture and the rich bokeh effects thanks to its F1.4 brightness. The lens demonstrates its descriptive power in a wide range of applications, including landscapes, portraits, and tabletop photography. In order to take advantage of the high mobility of mirrorless cameras, compactness of the lens body was also pursued. If you want to keep your equipment light and small, but not compromise on image rendering performance, this lens is sure to meet your needs, and will be a lens you will never want to let go.

\*35mm equivalent



©Jean Noir

## Principal features

### Large aperture F1.4 brightness and excellent resolution from maximum aperture

The SIGMA 23mm F1.4 DC DN | Contemporary has an easy-to-use angle of view equivalent to 35mm in 35mm format, as well as the brightness of a large F1.4 aperture and high descriptive power. The optics is composed of 13 elements in 10 groups, including 3 SLD glass elements and 2 aspherical lens elements, to achieve sharp, clear images. The lens delivers excellent resolving power from the maximum aperture. Furthermore, the large F1.4 aperture allows for large, beautiful bokeh effects. The compact, palm-size body allows you to enjoy the rich descriptive power of mirrorless cameras. Careful countermeasures against flare and ghosting enable clear shooting even in backlit environments.

### Compact body optimized for APS-C mirrorless cameras

To take advantage of the mobility of APS-C mirrorless cameras, the lens body is compact and lightweight, with a weight of 340g\*, length of 76.9mm\*, and filter diameter of 52mm. At the same time, the quality of the lens body itself has not been compromised. The high-precision machining technology of SIGMA's sole production facility in Aizu, Japan, has enabled the lens body to achieve the ideal balance between excellent optical performance based on the latest optical and mechanical design and compactness. The AF drive system uses a quiet, high-speed stepping motor. The latest algorithm enables quick focusing for easy shooting.

\*The figures are for L-Mount.

### Expands the variety of APS-C format F1.4 prime lenses

The SIGMA Contemporary line offers a wide variety of APS-C format F1.4 prime lenses. All of them share the concept of combining superior resolution with compactness and light weight. By combining them according to your needs, you can build a compact photographic system without compromising on image quality.



	16mm F1.4 DC DN Contemporary	23mm F1.4 DC DN Contemporary	30mm F1.4 DC DN Contemporary	56mm F1.4 DC DN Contemporary
Lens construction	13 groups, 16 elements	10 groups, 13 elements	7 groups, 9 elements	6 groups, 10 elements
Angle of view	83.2°	63.4°	50.7°	28.5°
No. of diaphragm blades	9 (rounded diaphragm)	9 (rounded diaphragm)	9 (rounded diaphragm)	9 (rounded diaphragm)
Min. aperture	F16	F16	F16	F16
Min. focusing distance	25cm / 9.8in.	25cm / 9.8in.	30cm / 11.8in.	50cm / 19.7in.
Max. magnification ratio	1:9.9	1:7.3	1:7	1:7.4
Filter size	ø67mm	ø52mm	ø52mm	ø55mm
Dimensions (Max. Diameter x Length)	ø72.2mm x 90.3mm / ø2.8in. x 3.6in.	ø65.8mm x 76.9mm / ø2.6in. x 3.0in.	ø65.4mm x 71.3mm / ø2.6in. x 2.8in.	ø66.5 x 57.5mm / ø2.6in. x 2.3in.
Weight	415g / 14.6oz.	340g / 12.0oz.	280g / 9.9oz.	285g / 10.1oz.

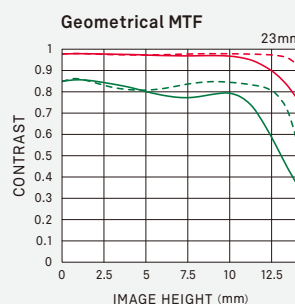
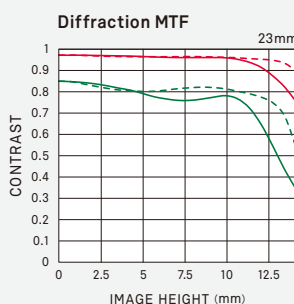
\*The figures are for L-Mount.

## Specifications

\*The figures below are for the L-Mount version.

Lens construction	10 groups, 13 elements (3 SLD and 2 aspherical lenses)
Angle of view	63.4°
Number of diaphragm blades	9 (rounded diaphragm)
Minimum aperture	F16
Minimum focusing distance	25cm / 9.8in.
Maximum magnification ratio	1:7.3
Filter size	ø52mm
Dimensions (Maximum Diameter x Length)	ø65.8mm x 76.9mm / ø2.6in. x 3.0in.
Weight	340g / 12oz.

\*The length of a lens is measured from the filter surface to its mount.



Spatial frequency	S	M
10 lines / mm	—	---
30 lines / mm	—	---

S: Sagittal line M: Meridional line  
All values are at wide-open aperture.

### Available AF mount

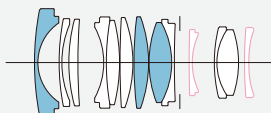
- L-Mount: 0085126 348694
- Sony E-mount: 0085126 348656
- X Mount: 0085126 348755

\*The appearance and specifications of the products are subject to change.

\*L-Mount is a registered trademark of Leica Camera AG.  
\*Sony E-mount lenses are developed, manufactured and sold in accordance with the E-mount specifications licensed under a license agreement with Sony Corporation.

### Lens Construction

- SLD glass
- Aspherical lens



### Lens Appearances

Note: Appearance varies slightly by mount types.



### Product information

